

MZ0402-R

HAND SHOWER RAIL

meir®



FEATURES

- Refer to the Meir website for warranty terms & conditions, and available finishes
- Flow rate 6 L p/m at 3 bar pressure.
- European components and cartridge
- Solid brass construction
- Box Weight 2 kg
- 68mm long 1/2" threaded adapter included

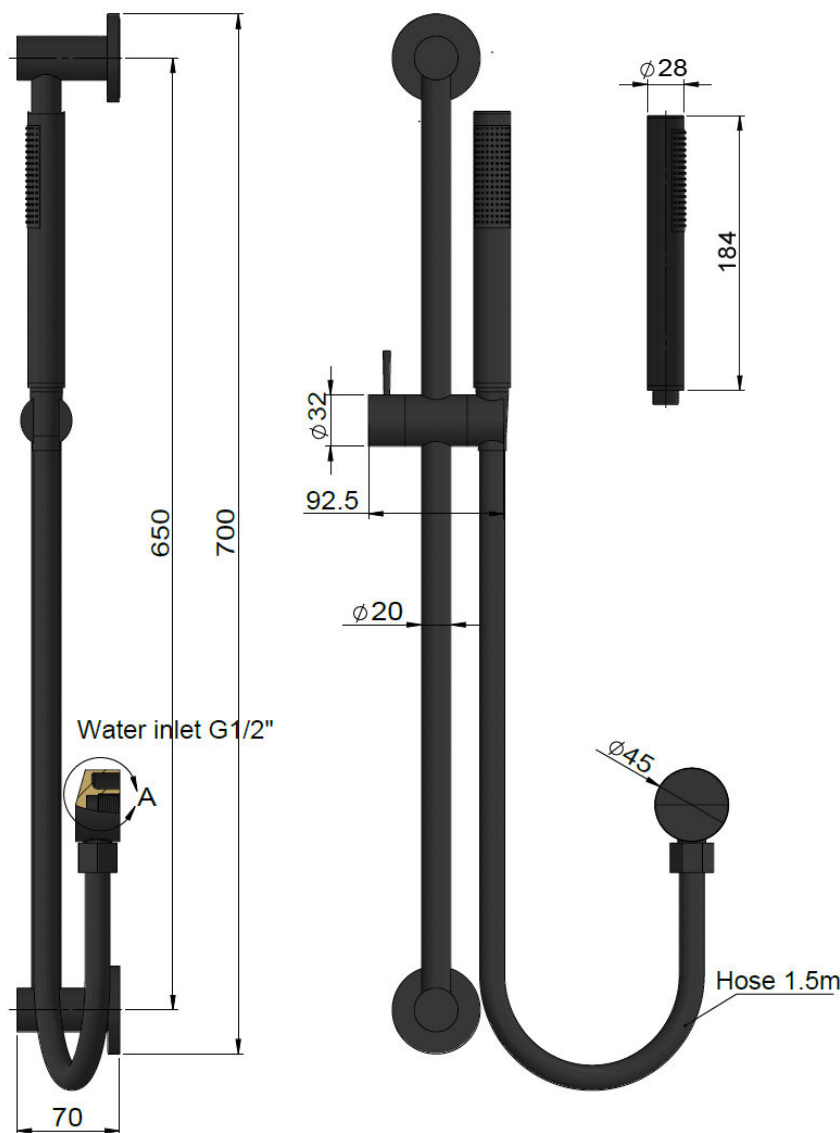
CARE

- Do not install tapware using any form of acetone silicones.
- Do not apply physical items (such as tools) directly to product.
- Never use house-hold or commercial detergents, citrus based cleaners, or abrasive cleaners.
- Clean using a mild washing soap solution rinsed, and dry with a soft cloth.
- Check for any product defects before installation.
- Refer to the installation manual for correct installation.

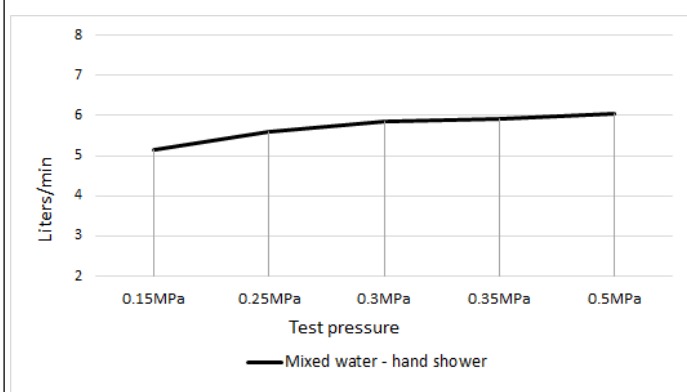
CREDENTIALS

- Watermark AS/NZS3718WMKA25013
- 3-star WELS rated
- 9 litres p/ minute
- WELS registration No: S14846

SPECIFICATIONS

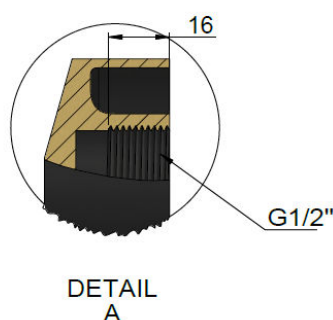


FLOW RATE GRAPH



TOLERANCES

Max thread depth



MZ0402-R

HAND SHOWER RAIL

meir®

EXPLODED VIEW

